

Fall Counting Book

Created by The Measured Mom for Life Over C's

How to assemble: You may assemble the book in two ways.

1) Use the cover page and the pages with images, in order. ("I see one wreath, I see two...") The pictures will give your child clues to read the number words.

My Fall
Counting
Book



I see one wreath.



I see two rakes.

2) If your child is ready, also include the pages with just the number words. Insert each number word page right before the corresponding image page. This will give your child practice reading number words without the picture clues.

My Fall
Counting
Book



one



I see one wreath.

two



I see two rakes.

Terms of Use: This product is for one teacher/home. Please refer others to the location you received this product from so they may download it themselves. You may not share or sell this resource. Copying is permitted only for personal or classroom use. You may not post this resource online. All rights for this product remain with Life Over C's.

Copyright© Life Over C's 2014
Clip art Copyright© Goodness and Fun

My Fall Counting Book




Copyright© Life Over C's 2014
Clip art Copyright© Goodness and Fun



I see one wreath.



I see two rakes.




I see three sunflowers.




I see four scarecrows.




I see five pumpkins.




I see six acorns.



I see seven apples.



I see eight leaves.



I see nine squirrels.



I see ten funny
pumpkins!

one

two

three

four

five

six

seven

eight

nine

ten